

# Large animal platform

- Animal models across multiple species, including NHP, mini-pig, dog, and rabbit
- Covering healthy animals, disease models, and animal biobank
- Evaluation of various therapeutic modalities
- Highly experienced team

## State-of-the-art large animal facility

Chengdu & Nantong including ABSL-2 and BSL-2

## Diverse animal species

NHP (Cynomolgus, Rhesus), Minipig, Dog, Cat, Rabbit

## Robust and reliable animal supply chain

Company-owned facilities for NHP breeding and supplying

## High-quality services

One-stop service platform, experienced team providing customized solutions



## Large animal disease models

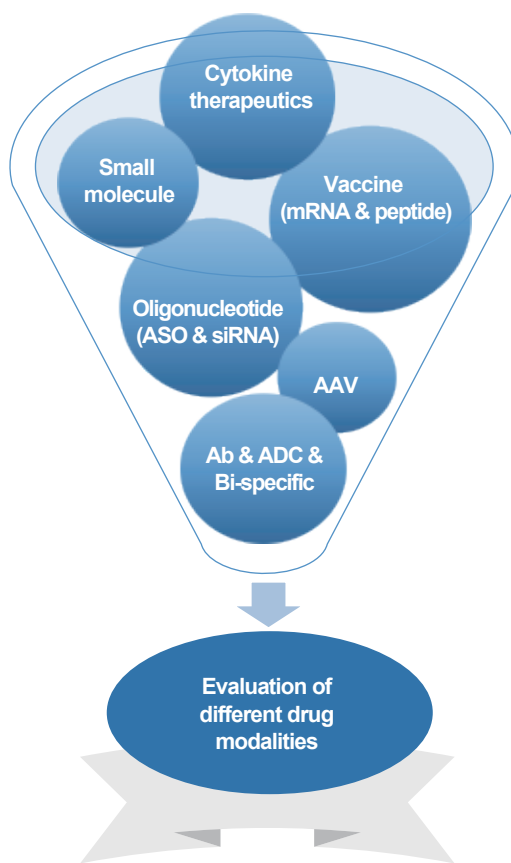
### Autoimmune & Inflammatory areas

- Psoriasis
- Ulcerative colitis
- Arthritis
- Dermatitis
- Asthma
- IgA nephropathy

### Multidisciplinary read-outs

- Medical imaging
  - Endoscopy
  - MRI
  - X Ray
- Clinical & pathology scoring

### Skilled surgical procedures



## Druggability assessment

### Clinical test, Bio-distribution, DRF/MTD, PD/Efficacy, Immunogenicity

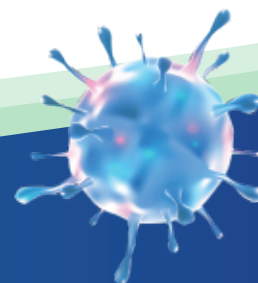
- Clinical test
  - Hematology profiling
- Large animal pathological service
  - Board certified pathologist
- Regular PD
- NHP based Immune profiling
  - Flow cytometry
  - NanoString
  - scRNAseq
  - Immune cell proliferation
- Immunogenicity
  - Anti-drug antibodies (ADA)
  - Cytokine release



### Contact us

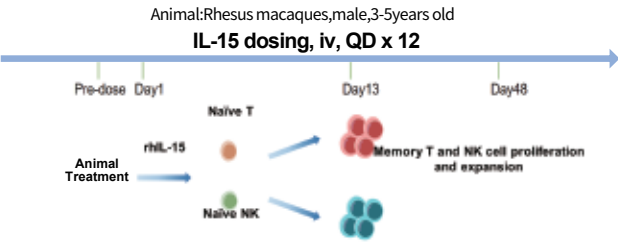
Technical: OIU-BD-Translation@wuxiapptec.com  
BD USA: declan.ryan@wuxiapptec.com  
BD EU/UK/Israel: dave\_madge@wuxiapptec.com

BD China: xu\_longji@wuxiapptec.com  
BD Japan: fumio\_ito@wuxiapptec.com  
BD Korea: sycho@wuxiapptec.com

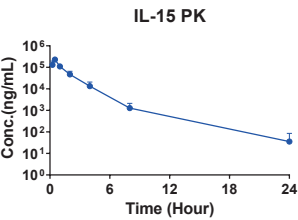


## Case study: safety assessment and pharmacodynamics evaluation of therapeutic cytokine in NHP

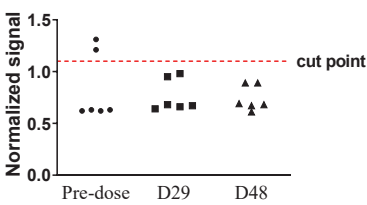
### Dosing schedule



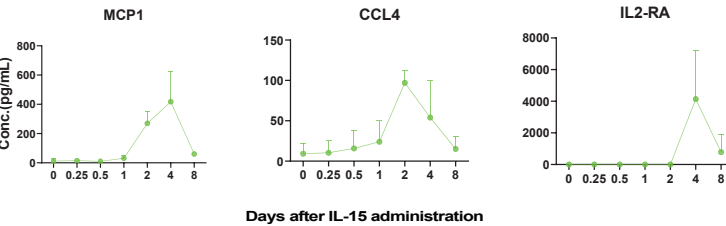
### Pharmacokinetics analysis



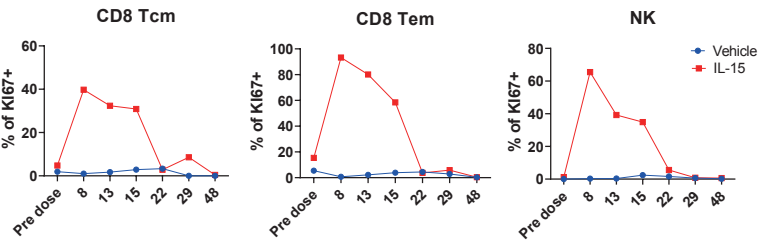
### ADA analysis



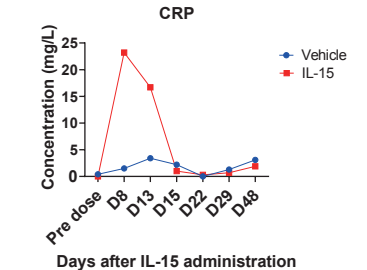
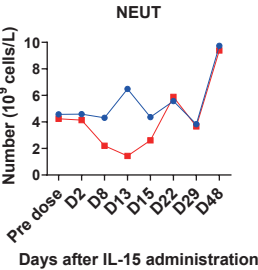
### Cytokine release assay



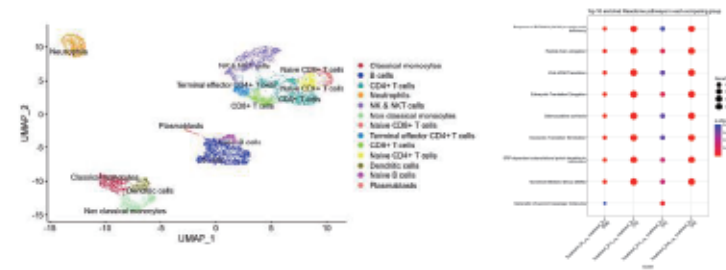
### Cytokine release assay



### Hematology & Biochemistry

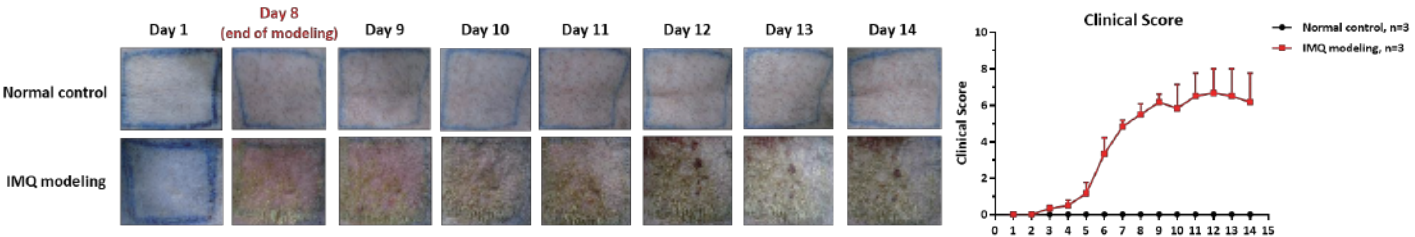


### scRNAseq to explore MoA



## Case study: psoriasis model in NHP

### Clinical Score Evaluation (based on PASI)



### Histopathology of Skin Biopsy

